

Quickstart hedue® Q1



Pause



Scan




Leveling



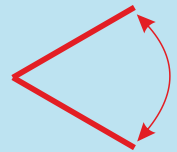

Anti Shake



Art.-Nr. 1151



0.6mm/10 m



10°
25°
50°

