









Quickstart hedue® R2 / S2 / S2G

- Pause 
- Leveling 
- Scan 
- Anti Shake 



Pause



0.6mm/10 m 

Anti Shake









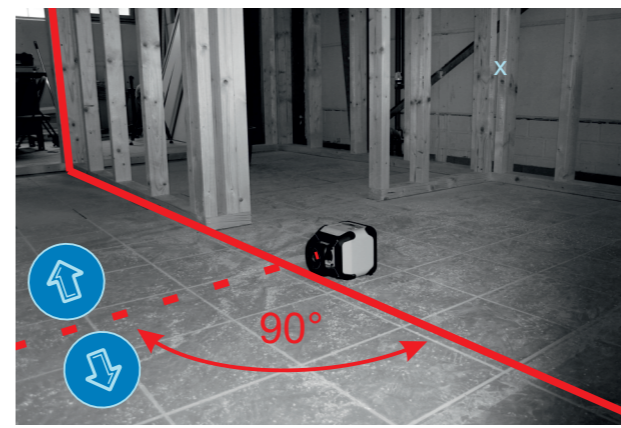
Scan



10°
25°
50°



90°

0,6 mm/10 m
laser class II
IP54
-20°C - +50°C
600 r.p.m.

