

Self levelling line laser

For horizontal and vertical levelling jobs inside and also outside.



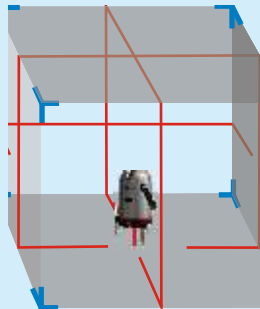
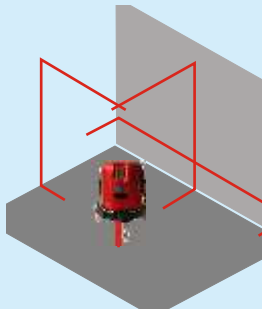
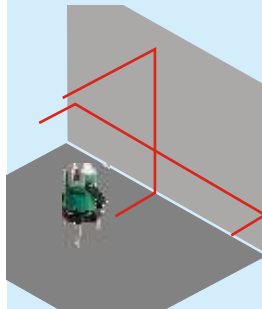
The basic model L230 with 2 lines.



L234 three lines and a plumbline.



L236 five lines and a plumbline.




Specifications

| | L230 | L234 | L236 |
|-----------------------------------|-------------------------|-----------------|-----------------|
| Self levelling area | ± 2,5° | ± 2,5° | ± 3° |
| Working radius without detector | ± 10 m (for all models) | | |
| Working radius with detector* | ± 50 m (for all models) | | |
| Laser class | 2M (for all models) | | |
| Laser line horizontal (635 nm) | 1 x | 1 x | 1 x |
| Laser line vertical (635 nm) | 1 x | 2 x | 4 x |
| Laserdiode 645 nm (plumb beam) | | 1 x | 1 x |
| Accuracy per 10 m | 3 mm | 3 mm | 3 mm |
| Widnes of the beam at 5 m | 3 mm | 3 mm | 3 mm |
| Tilt-Mode (working in slope) | no | no | no |
| Working temperature (all models) | -10°C to 40°C | | |
| Battery | 3 x AA | 3 x AA | 3 x AA |
| Working hours | 14 | 12 | 8 |
| Tripod thread | 5/8" | 5/8" | 5/8" |
| Compatible to tripod typ | C, F | C, D, F | C, D, F |
| Levelingsystem (all models) | Magenetic dumper | | |
| Manual rotation with adjustment | yes | yes | yes |
| Delivery accessories (all models) | Battery, case, glasses | | |
| Price | 199,00 € | 319,00 € | 489,00 € |

*Detector not included.

Detector

For line laser with detector mode.



A second and a third altitude mark is on the backside and the side of the detector.



Clip to fix the detector at a measure rod.

This detector works together with laser which have a detector mode (mode: outdoor or detector). This is the case for all line laser which are shown on page 3 and 4.

With the detector you can extend your working radius up to 50m. You are also able to work outside.

Laser detector
With universal fix
Art.-No. L240 €118,00



The receiving of the line will be show acoustical and visible.

Rotation laser M10

Bubble roation laser with 2 mW-Laserdiode



By the integrated fixture the M10 is adjustable in a slope between 0° and 90° .

The M10 is made for several jobs inside. But it is also possible to use it outside. To check the horizontal and vertical adjustment you have two accurate bubbles, which can be adjust by handles.

The plumbline supports to get the vertical area in the right angle of 90° to the wall.



Remote control
The remote control controls: rotation speed, switch between the line modes, beam left/right, and length of the line.

Rotation laser M10

With remote control, batteries, and case

Art.-No. R134 €279,00



Integrated wall- and ceiling fixture

The integrated fixture can be adjusted into every altitude. Inclusive fixture system for ceiling systems.



Horizontal or vertical fixing on a tripod

The M10 can be fixed horizontal or vertical on a tripod, you can choose.

Specification

| | |
|---|-------------------------------------|
| Adjustable rotation speed: | <input checked="" type="checkbox"/> |
| Horizontal or vertical: | <input checked="" type="checkbox"/> |
| Slope (integrated fixture) | <input checked="" type="checkbox"/> |
| Line mode by remote control: | <input checked="" type="checkbox"/> |
| Open angle in the line mode: | 2°, 8° oder 25° |
| Working radius with detector: | 200 m |
| Accuracy per 10 m: | 3,3 mm |
| Laserdiode 635 nm | 2 mW |
| Laser class | 3R |
| Manual levelling: | <input checked="" type="checkbox"/> |
| Permanent plumbline: | <input checked="" type="checkbox"/> |
| Remote controll: | <input checked="" type="checkbox"/> |
| Battery: | 3 x 1,5 V AA |
| Working hours: | 40 |
| Compatible to tripod typ: | A, B, C, D, E, F |
| Thread : | 5/8" + 1/4" |
| We advise to use a tripod with 5/8"-thread. | |