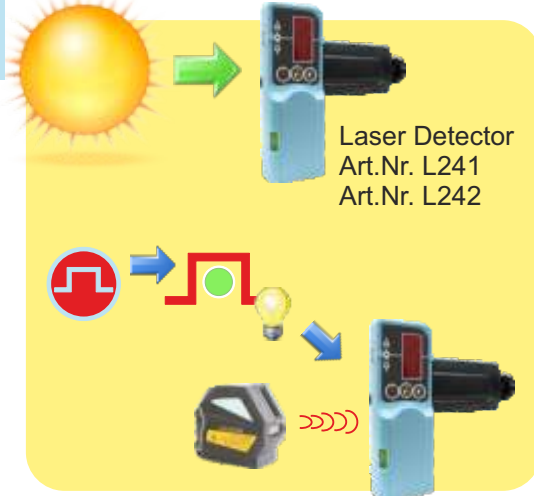


Finale Funktionsprüfung / Final Functional Test

- Detector-Modus: Laser-Empfänger reagiert.
- Vertikale Linie lotrecht.

Gerät kippen

- Laserlinien blinken
- Warnton
- Tilt-Modus



Laser Detector
Art.Nr. L241
Art.Nr. L242

Specifications

Self leveling range	3°
Working radius	15 m
Working radius with detector	50 m
Laser class	2
Laser diode	2 x 635 nm
Accuracy	3 mm / 10 m
Guaranty	2 years

Art.Nr. L216

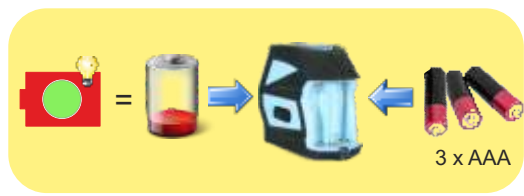
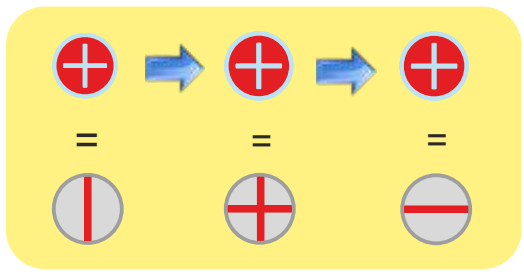

Quick Start



www.hedue.de/manual.aspx?artnr=L216



Stempel Prüfer



Messprotokoll / Measurement Report